


PRECISION SPINE
SHURFIT[®]
INTERBODY CAGES

PATIENT MATCHING OPTIONS

The ShurFit family of interbody cages includes designs for T-PLIF, PLIF and TLIF procedures. The ShurFit designs offer a large contact area optimizing vertebral body support while minimizing risk of subsidence. The large graft window allows for maximum biological coverage area enhancing the opportunity for successful fusion. Simple instrumentation offers ease of implant for surgeons, while the unique tooth pattern geometry minimizes the potential for expulsion. The PEEK ShurFit Interbody cages are available in multiple sizes to accommodate varying anatomies and effect optimal patient matching.



AGGRESSIVE TOOTH PATTERN



BULLETED NOSE

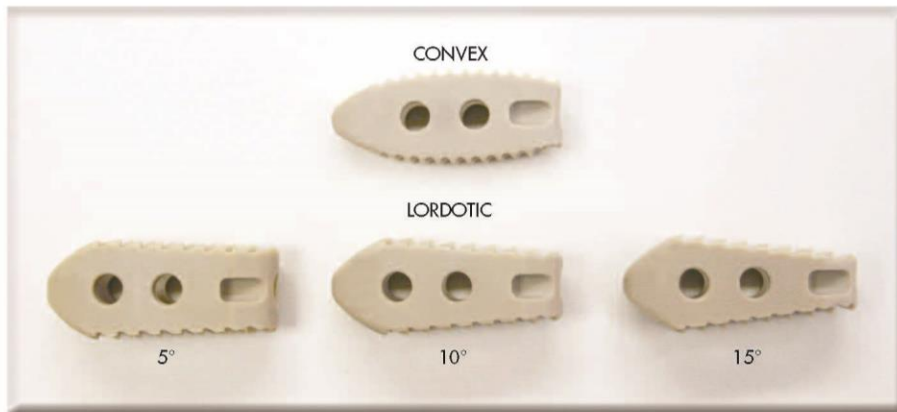


LARGE BONE GRAFT WINDOW




SHURFIT® INTERBODY CAGES

ShurFit® PLIF Interbody Cages




- Large graft window
- Convex & Lordotic Series (Available in 5°, 10° & 15°)
- Bulleted Nose
- 22mm & 25mm Lengths
- 9mm Width
- 8 to 16mm Heights (1mm increments)

ShurFit® TLIF Interbody Cages



- Large graft window
- 24mm & 30mm Lengths
- 9mm Width
- 6 to 16mm Heights (2mm increments)

ShurFit® T-PLIF Interbody Cages



- Large graft window
- Straight and Convex Options
- Bulleted Nose
- 28.5mm Lengths
- 11mm Width
- 7 to 16mm Heights (1mm increments)

Three options from the extended line of ShurFit Interbody Cages.

Precision Spine, Inc.

2050 Executive Drive, Pearl, MS 39208
 Customer Service: 1.888.241.4773
 Phone: 601.420.4244
 Toll Free: 877.780.4370
 Fax: 601.420.5501
www.precisionspineinc.com



CE0086