

PRECISION SPINE
SHURFIT[®] 2C
HA-CPTI COATED INTERBODY CAGES


**DUAL COATING PROMOTES
RAPID BONE FORMATION**

ShurFit[®] 2C Interbody Fusion Devices are manufactured from medical grade **Polyetheretherketone** (PEEK, per ASTM F2026) and feature a biocompatible plasma-sprayed **CP Titanium (CPTi)** coating with an outer layer of osteoconductive **Hydroxyapatite (HA)** applied directly to the endplate surfaces, providing an optimal environment for osseointegration. The dual coating promotes rapid bone formation, which offers implant stability and less potential for implant migration, leading to the formation of a stable fusion mass.

- Aggressive tooth pattern to prevent retropulsion
- Large graft window permits addition of maximum bone graft material
- Tantalum markers for increased visualization via fluoroscopy
- Bulleted nose for ease of insertion



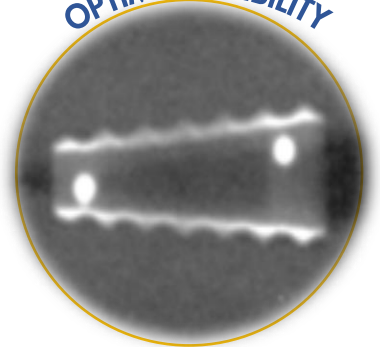
BONE-MIMICKING SURFACE ROUGHNESS



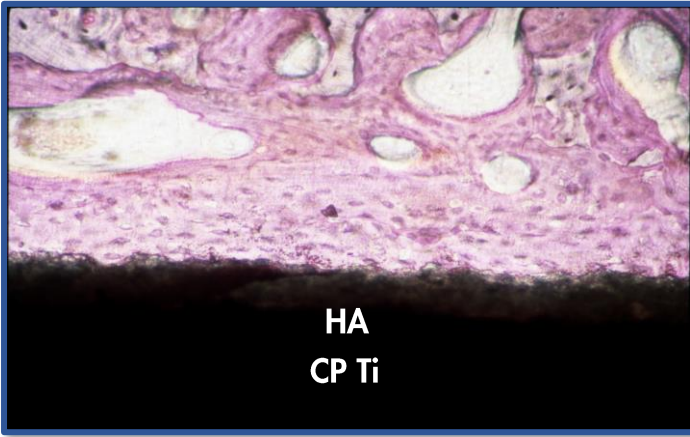
DIRECT BONY ATTACHMENT




OPTIMAL VISIBILITY




SHURFIT[®] 2C HA-CPTi COATED INTERBODY CAGES



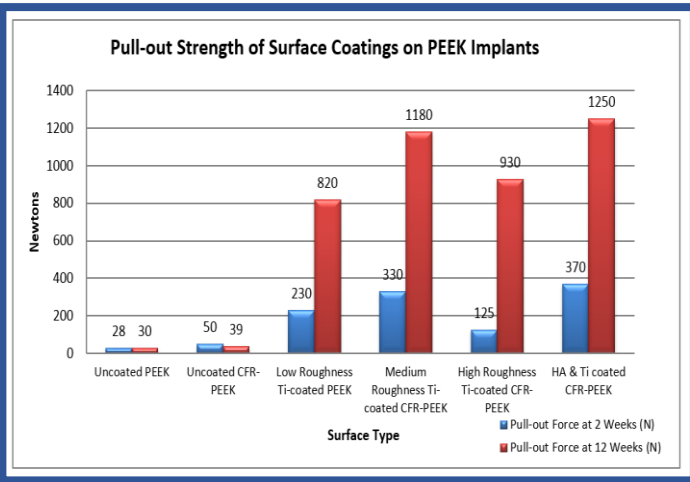
HA Coating on CP Titanium (CP Ti) provides direct bony attachment to the implant surface (histologic image)



Improved visibility of endplates with 2C Coating demonstrated in polyurethane foam simulated bone (fluoroscopic image)



Bone-mimicking roughness and bioactive HA layer (SEM image)



Best in Class Pull-Out Strength (N) Properties of HA + Ti Coating illustrated in head-to-head comparison of various coated PEEK surfaces ⁽¹⁾

- Regardless of roughness variation, dual coating had the best strength



SHURFIT 2C TPLIF STRAIGHT SIZING

Width x Length - 11 x 29mm
 Lordosis - 0 degrees
 Height - 7 to 16mm (1mm increments)



SHURFIT 2C TPLIF CURVED SIZING

Width x Length - 9 x 24mm, 9mm x 30mm
 Lordosis - 0 degrees
 Height - 6 to 12mm (1mm increments), 14mm, 16mm

Precision Spine, Inc.

2050 Executive Drive, Pearl, MS 39208
 Customer Service: 1.888.241.4773
 Phone: 601.420.4244
 Toll Free: 877.780.4370
 Fax: 601.420.5501
www.precisionspineinc.com



References:

(1) Stubinger, et al. J. Biomed Mater Res Part B. 2016; 104B:1182-91. Epub 2015 June 11.