

EXPERIENCE OSSEOINTEGRATION


EVOLSI
Sacroiliac Joint Fusion System

By Cutting Edge Spine
Distributed By Precision Spine

Double lead thread
INCREASES SPEED OF SCREW DELIVERY

Cortical cancellous thread
**PROVIDES COMPATIBLE
FIXATION FOR BOTH THE
ILIUM & SACRUM**

Self-tapping flutes
**PREPARE CORTICAL ENTRY
WITHOUT TAPPING**



Optional polyaxial washer
**DISTRIBUTES LOAD OVER A
LARGER AREA OF THE PELVIS**

Super hydrophilic HA surface
**PROVEN TO ACCELERATE BONE
GROWTH FOR FASTER AND
STRONGER OSSEOINTEGRATION**

Open body cannulation
**PROVIDES ABILITY TO USE GUIDE
WIRE FOR MORE ACCURATE
SCREW PLACEMENT**

PRECISION SPINE
Discover the Difference

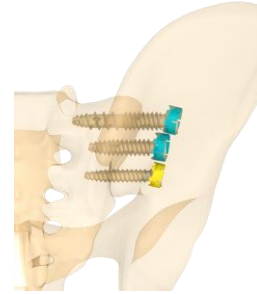


EVOL[®]SI SIZING INFORMATION

	7.5	9.5	10.5	11.5
25	✓	✓	✓	✓
35	✓	✓	✓	✓
45	✓	✓	✓	✓
55	✓	✓	✓	✓



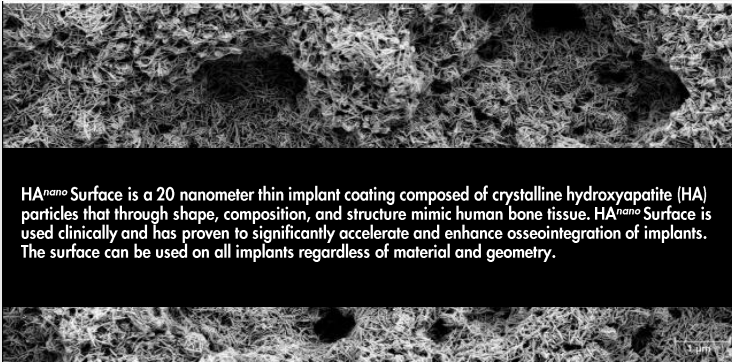
- CANNULATED
- CANNULATED + FENESTRATED



EVOL[®]SI
Sacroiliac Joint Fusion System

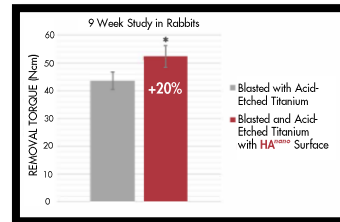
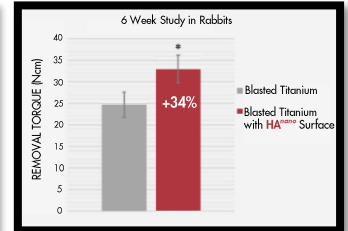
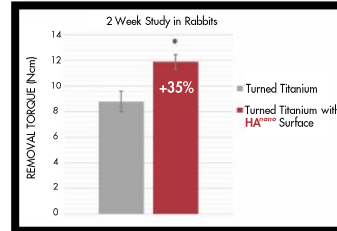
By Cutting Edge Spine
Distributed By Precision Spine

HA NANO SURFACE TECHNOLOGY



INCREASED FIXATION & INTEGRATION

The aggregated results from three in vivo studies clearly demonstrate that HA^{nano} Surface facilitates and enhances the osseointegration process during the early phases of healing.*



*Jimbo et al. (2012), 'The biological response to three different nanostructures applied on smooth implant surfaces', Clinical Oral Implants Research, vol. 23, no 6, pp. 706-712

PRECISION SPINE[®]
www.precisionspineinc.com

